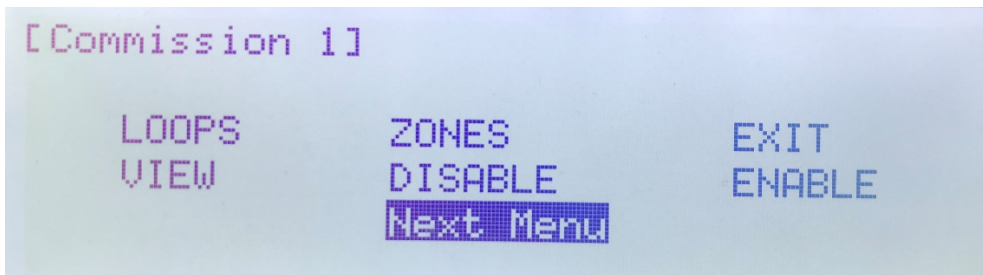


EVO+5000 – Panel Service Notification

The EVO+5000 Panel has the ability to pre-set a Service notification warning. This is set to a default Time and Date during manufacture, but can be amended by the installer during installation and commissioning.

The following instructions detail how to change the data and time for the Service Notification via the panel menu. You will need to be logged in to Commissioning (Engineering) level.

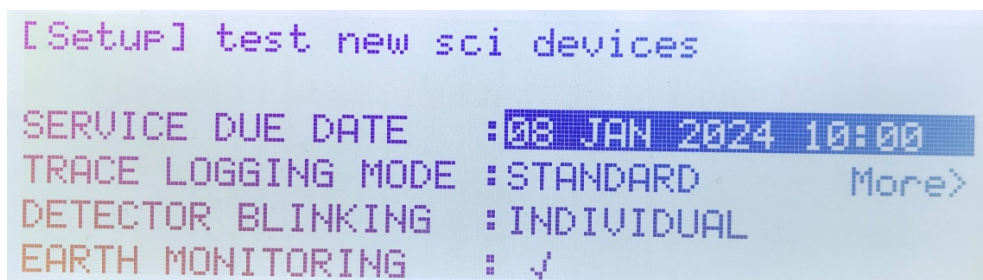
1. From the main menu Commission 1, select Next Menu.



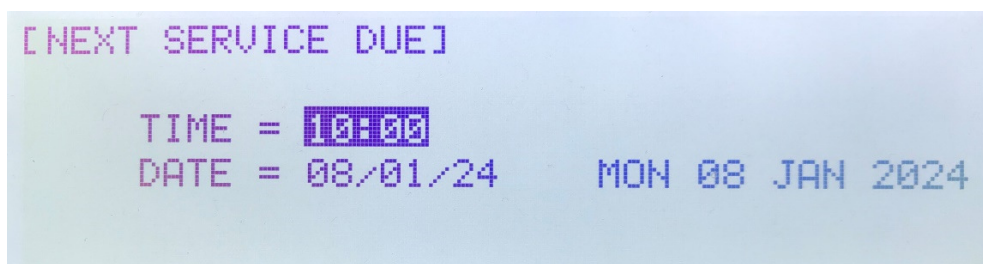
2. In the next menu Commission 2, select Setup.



3. Scroll down until you see the Service Due Date, then select the entry.



4. Scroll to the entries for Time & Date and amend as required.



5. Press Escape “Esc” to return to the main menu and logout.

If you need any further guidance please contact Nittan Technical Support:

Email: mdurbridge@nittan.co.uk
Phone: 01483 541174
Mobile: 07511 047039

Mark Durbridge
Technical Support Engineer

