


Description

EVA-DIP-SCI Dual Input Module with Short Circuit Isolator is intended for use in addressable two wire systems. The module monitors and transmits the status (normal, open, short, or active) of devices equipped with NC/NO dry contacts to a control panel. The initiating device circuit (IDC) can be wired on Class A (Style D & E) or Class B (Style B & C).

Indicator

This module has three colored LED to indicate the status of Input, Polling and SCI.



Input : Red
Polling : Green
SCI : Yellow

Features

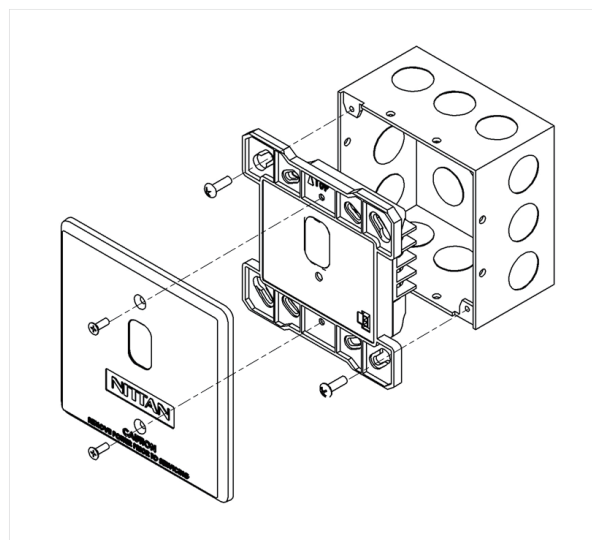
- Loop powered
- Provides two interfaces to NC/NO contact devices
- SCI function
- Supports Class A and Class B wiring
- SEMS screws for easy wiring
- Status indicator LED
- Address settable from 001 to 254 by a dedicated programmer
- Single loop address
- Low standby current (3mA)
- Mounts to optional 4-inch square junction box

SCI Function

The module has a built-in short circuit isolator. SCI circuit prevents entire loop failure in the event of a short between L+ and L- on the loop.

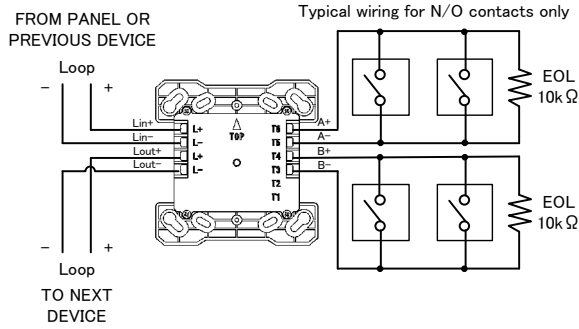
Mounting

The module can be mounted directly to 4-inch square electrical box. The box must have a minimum depth of 2 1/8 inches.



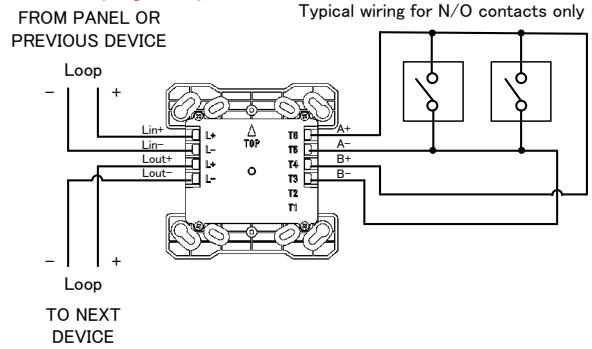
■ Wiring

Class B (Style B)



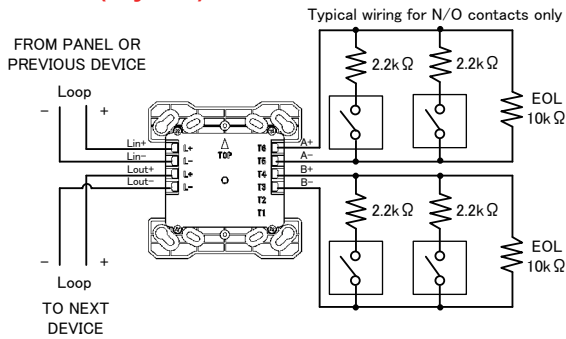
Setting	Value
Input Method	Normally Open
Open-Circuit Detection	Yes
Short-Circuit Detection	No

Class A (Style D)



Setting	Value
Input Method	Normally Open
Open-Circuit Detection	Yes
Short-Circuit Detection	No

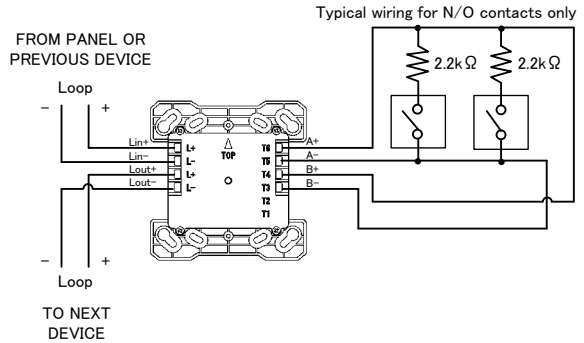
Class B (Style C)



*2.2kΩ resistors are not included in EVA-DIP-SCI.
 *Up to two N/O contact devices can be connected to one input line.
 *If more than three devices are connected and operate at the same time, a short circuit is detected.

Setting	Value
Input Method	Normally Open
Open-Circuit Detection	Yes
Short-Circuit Detection	Yes

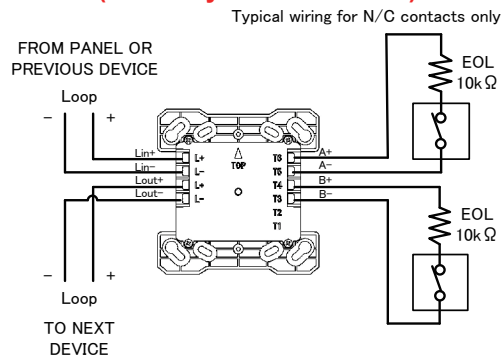
Class A (Style E)



*2.2kΩ resistors are not included in EVA-DIP-SCI.
 *Up to two N/O contact devices can be connected to one input line.
 *If more than three devices are connected and operate at the same time, a short circuit is detected.

Setting	Value
Input Method	Normally Open
Open-Circuit Detection	Yes
Short-Circuit Detection	Yes

Class B (Normally Close Devices)



*Only one N/C contact device can be connected to one input line.
 *If more than two N/C contact devices are connected, a short circuit is detected.

Setting	Value
Input Method	Normally Close
Open-Circuit Detection	No
Short-Circuit Detection	Yes

■ Subtype Setting

Sub-Type	Input Method	Open-Circuit Detection	Short-Circuit Detection	Class (Style)	Interrupt
1	Normally Open	Yes	No	Class B (Style B)	Disabled
2					Enabled
3				Class A (Style D)	Disabled
4					Enabled
5	Normally Close	No	Yes	Class B	Disabled
6					Enabled
7	Normally Open	Yes	Yes	Class B (Style C)	Disabled
8					Enabled
9				Class A (Style E)	Disabled
10					Enabled

The operation mode of the module can be switched by setting subtype as above. The subtype can be set through control panel programming.

■ Specifications

Specifications	EVA-DIP-SCI
SLC Applied Voltage	Rated Range 20 to 38 VDC
SLC Current Consumption	Standby 3.0 mA Activated 16.9 mA (max)
SLC Line Impedance	Up to 50 Ω
Number of IDC (Initiating Device Circuit)	1 x Class A or 2 x Class B
IDC Circuit Rating	15 VDC, 2.2 k Ω , 6.8 mA (max)
IDC Line Impedance	Up to 50 Ω
EOL Device	RE-10 k (10 k Ω , 1/4 W) (Included) 2.2 k Ω resistance required for each dry contact switch in subtype setting 7, 8, 9 and 10
SCI on Resistance	0.2 ohms (max)
SCI Fault Detection Threshold	10 V (min)
SCI Isolation Current	22 mA (max)
Visual Indicator (Status LED)	Polling LED (GREEN) Input LED (RED) SCI LED (YELLOW)
Ambient Installation Temperature	0 °C to 49 °C (32 °F to 120 °F)
Storage Temperature	-20 °C to 60 °C (-4 °F to 140 °F)
Max Relative Humidity	Up to 93 % RH, non-condensing
Environment	Indoor dry use only
Max quantity per loop	127 units
Terminal	Screw AWG12 to 22
Address Setting	EVA-AD2 Address Programmer
Dimensions	H 37.6 mm x W 69.8 mm x D 17.2 mm (1.460" H x 2.748" W x 0.677" D)
Weight	Approximately 34 g
Conformity	UL864

Distributed By

All specifications are subject to change without any notice.
For more information, contact with NITTAN.

NITTAN

Nittan Europe Ltd, Hipley Street
Old Woking, Surrey, GU22 9LQ UK
TEL: +44 1483 769555 FAX: +44 1483 756686