

■ Features

- Designed to meet a wide range of applications
- Provides an interface to NC/NO contact devices
- Small size and light weight
- 127 modules can be used per one loop
- Address settable from 001 to 254 by a dedicated programmer
- Loop power and Low standby current (1.7mA)
- Allows it to fit inside devices or electrical boxes behind devices.

■ Description

EVA-MiniIP Input Module is intended for use in addressable two wire systems. The module monitors and transmits the status (normal, open, short, or active) of devices equipped with NC/NO dry contacts to a control panel. The module is used for Class B (Style B & C) operation.

Applications

EVA-MiniIP is designed to be used with pull stations, water flow switches, security contacts and other applications which equipped with dry contacts and required to be monitored.

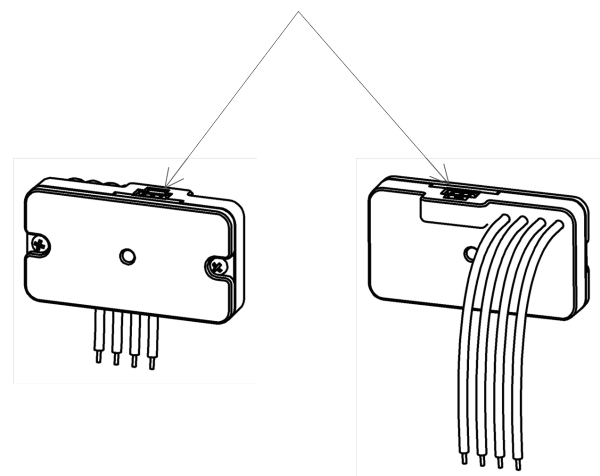
Mounting

This module allows to mount or place the module on the back or inside of monitored unit. Its small size and light weight allow it to be installed without rigid mounting.

Address Setting

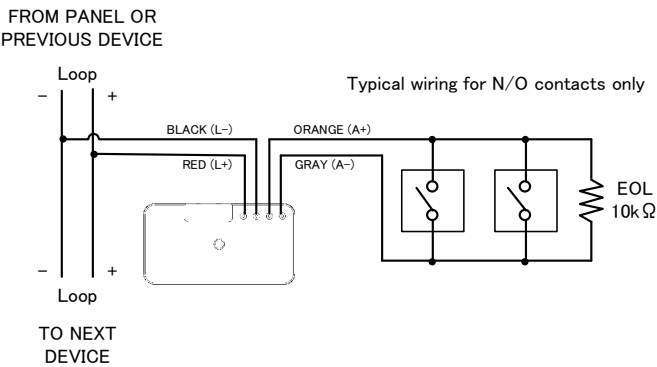
The address of the module can be set through EVA-AD2 Programmer. Connect the Programmer with the address setting port to change the address to 1-154(dec). The address can be set regardless of whether the power supply from the control panel is turned on or off. During setting address, the module does not respond to the control panel.

ADDRESS SETTING PORT



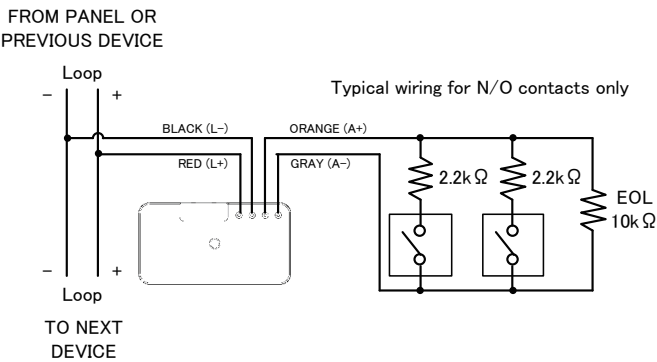
■ Wiring

Class B (Style B)



Setting	Value
Input Method	Normally Open
Open-Circuit Detection	Yes
Short-Circuit Detection	No

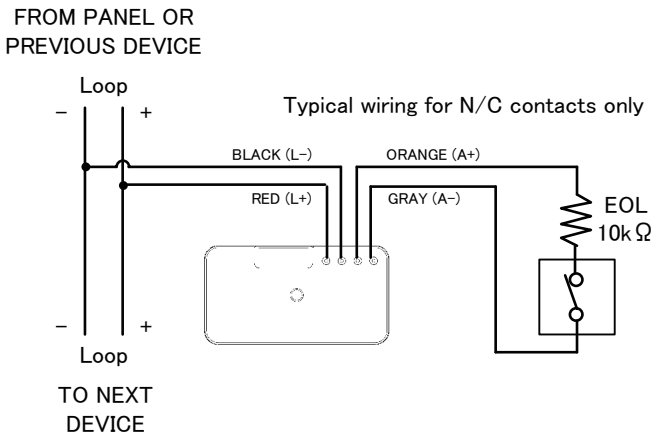
Class B (Style C)



Setting	Value
Input Method	Normally Open
Open-Circuit Detection	Yes
Short-Circuit Detection	Yes

* 2.2kΩ resistors are not included in EVA-MiniIP.
* Up to two N/O contact devices can be connected to one module.
* If more than three devices are connected and operate at the same time, a short-circuit is detected.

Class B (Normally Close Devices)



Setting	Value
Input Method	Normally Close
Open-Circuit Detection	No
Short-Circuit Detection	Yes

* Only one N/C contact device can be connected to one module.
* If more than two N/C devices are connected, a short-circuit is detected.

■ Subtype Setting

Subtype	Input Method	Open-Circuit Detection	Short-Circuit Detection	Class (Style)	Interrupt
1	Normally Open	Yes	No	Class B (Style B)	Disabled
2					Enabled
3	Normally Close	No	Yes	Class B	Disabled
4					Enabled
5	Normally Open	Yes	Yes	Class B (Style C)	Disabled
6					Enabled

The operation mode of the module can be switched by setting subtype as above. The subtype is to be set through the configuration tool of control panel.

■ Specifications

Specifications	EVA-MiniIP
SLC Applied Voltage	Rated Range 20 to 38 VDC
SLC Current Consumption	Standby 1.7 mA Activated 7.2 mA (max)
SLC Line Impedance	Up to 50 Ω
Number of IDC (Initiating Device Circuit)	1 x Class B
IDC Circuit Rating	15 VDC, 2.2 k Ω , 6.8 mA (max)
IDC Line Impedance	Up to 50 Ω
EOL Device	RE-10 k (10 k Ω , 1/4 W) (Included) 2.2 k Ω resistance required for each dry contact switch in subtype setting 5 and 6
Ambient Installation Temperature	0 °C to 49 °C (32 °F to 120 °F)
Storage Temperature	-20 °C to 60 °C (-4 °F to 140 °F)
Max Relative Humidity	Up to 93 % RH, non-condensing
Environment	Indoor dry use only
Max quantity per loop	127 units
Address Setting	EVA-AD2 Address Programmer
Dimensions	H 37.6 mm x W 69.8 mm x D 17.2 mm (1.460" H x 2.748" W x 0.677" D)
Weight	Approximately 34 g
Conformity	UL864

All specifications are subject to change without any notice.
For more information, contact with NITTAN.

NITTAN

Nittan Europe Ltd, Hipley Street
Old Woking, Surrey, GU22 9LQ UK
TEL: +44 1483 769555 FAX: +44 1483 756686

Distributed By