



■ Features

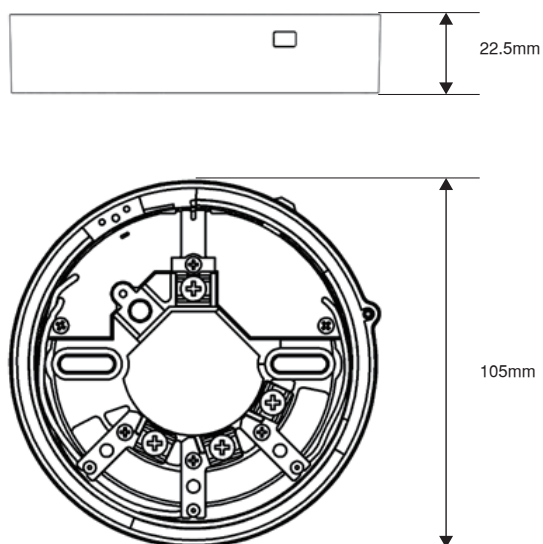
- Short circuit isolator base
- UL Listed base
- Compatible to Nittan's UL Listed detectors
- Supplied with one LED indicator of S/C condition
- Contains a locking screw for tamper protection
- Current Consumption 0.12 mA (Standby), 22 mA (Activated)
- Power supply 20 VDC to 38 VDC supplied by loop

■ Description

EVA-STB-SCI is a 4 inch mounting base with short circuit isolator that isolates short-circuit to protect a detector failing. When short circuit is detected, LED indicator illuminates and the short-circuit area is isolated automatically. Upon removal of the short condition, the area is automatically connected to go back to the normal operating status.

EVA-STB-SCI can be mounted to 3-1/2" octagonal electrical box, or to 4" square or 4" octagonal electrical box when using STBA-ADP optional mounting adaptor. The base is supplied with 3 terminals as standard. The 12 – 20 AWG field wire can be connected to the terminals. EVA-STB-SCI contains a locking screw to avoid unauthorized removal of detectors.

Dimensions



Compatible Detector Models

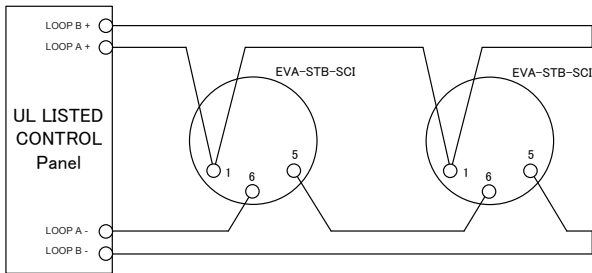
Model	Description
EVA-PY	Addressable Photoelectric Smoke Detector
EVA-PYH	Addressable Multisensory Detector
EVA-H2	Addressable Heat Detector
EVA-DPH	Addressable Dual Optical / Heat Detector



■ Installation Diagrams

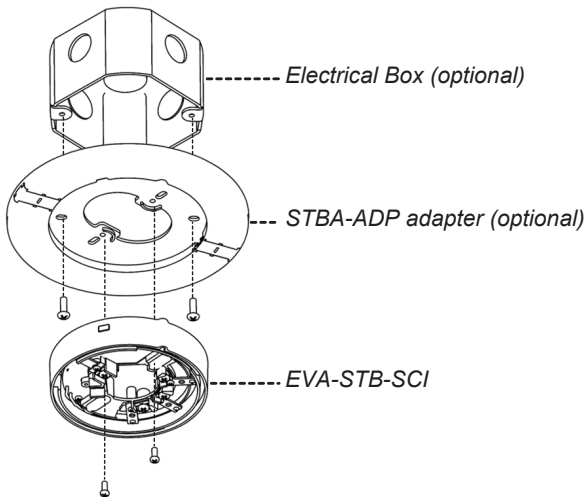
Analog addressable wiring

Where connected to analog detectors such as EVA-PY, EVA-PYH, EVA-H2, EVA-DPH, etc.



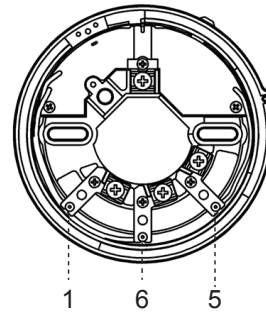
Mounting

EVA-STB-SCI can be mounted to a 3-1/2" octagonal electrical box, or to a 4" square or a 4" octagonal electrical box when using a STBA-ADP optional mounting adaptor.



Terminals

EVA-STB-SCI base is supplied with 3 terminals as follows:

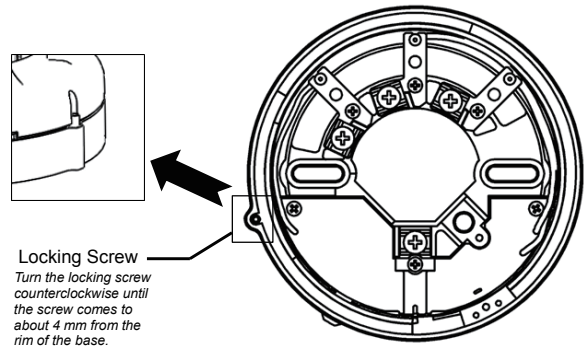


Terminals

- Terminal 1 = SLC+
- Terminal 6 = SLC - IN
- Terminal 5 = SLC - OUT

Locking Screw

EVA-STB-SCI contains a locking screw to avoid unauthorized removal of detectors.



■ Specifications

Specifications	EVA-STB-SCI
SLC Applied Voltage	Rated Range 20 VDC to 38 VDC
SLC Current Consumption	Standby: 100 μ A Activated (SCI Isolation): 22mA
SCI On Resistance	0.2 ohms (max)
SCI Fault Detection Voltage	10 V (min)
LED Visual Indicator	Short Circuit - Solid Yellow LED
Operating Temperature	-10 °C to +55 °C (14 °F to 131 °F)
Storage Temperature	-20 °C to +60 °C (-4 °F to 140 °F)
Relative Humidity	\leq RH 95 % non-condensing
Environment	Indoor dry use only
Terminal	AWG12-20
Dimensions	ϕ 105 mm x H 22.5 mm
Weight	80 g
Standard	UL268 and UL521

Distributed By

All specifications are subject to change without any notice.
For more information, contact with NITTAN.

NITTAN

Nittan Europe Ltd, Hipley Street
Old Woking, Surrey, GU22 9LQ UK
TEL: +44 1483 769555 FAX: +44 1483 756686