



### ■ Description

The EVCA-AP-H Horn allows for a number of applications on a single device. The horn settings include Temporal, Non-Temporal, March Time and a Chime sound. The horn also has Low, Mid and High volume settings for each pattern and tone. The tones include 2400 Hz, Electro-Mechanical, Broadband and Chime.

The voltage input can be either regulated DC or full wave rectified (FWR) 12 volt or 24 volt operation.

The EVCA-AP-H utilizes a universal mounting plate that will mount on a single gang, double gang, octagon and 4" square electrical boxes. Outdoor installations must use the EVCA-AP-BBX-5 weatherproof backbox.

The back plate allows the installer to mount the plate and terminate the wire connections. The horn attaches in a hinge fashion from the top and is secured by a single mounting screw. The horn completely covers the mounting back plate, therefore it can be mounted before other trades work is completed and not affect the final look.

### ■ Engineering Specifications

The installer shall provide and install the EVCA-AP-H indoor/outdoor selectable horn. The horn shall have thirty-three (33) different settings. The horn shall be selectable for continuous (non-temporal), temporal (ANSI Code 3) and March Time patterns. The horns shall have a 2400 Hz, Electro-Mechanical, Broadband or a Chime tone.

### ■ Features

- UL listed
- 33 sound output settings
- Horn or chime sound output
- Wall or Ceiling mount
- Indoor/outdoor listed. Outdoor installation requires a weatherproof backbox (ordered separately)
- Pre-wire back plate
- Universal back plate mounting (single gang, double gang, octagon, or 4" square)
- Single screw mounting

Each of the patterns and tones shall be selectable for a Low, Mid or High volume setting. The horn shall operate at 12 or 24 VDC regulated or full wave rectified. The horn shall have an operating range between 8 and 33 VDC. The horn shall utilize a mounting plate that allows the installer to pre-wire the mounting plate. The mounting plate shall be universal and mount on a single gang, double gang, octagon or 4 inch square box. If the horn is needed in a wet or outdoor installation, it shall be mounted on a EVCA-AP-BBX-5 outdoor matching back box. The horn shall have a gasket on the back plate that seals the electrical connection of the terminal connection. The mounting plate shall be completely covered by the horn and shall be secured by a single screw. Operating temperature range will be 0°C to 49°C (32°F to 120°F) for indoor model and -40°C to 66°C (-40°F to 151°F) for outdoor model. The horn shall be UL listed to standard 464, Audible Signaling Devices.



## ■ Specifications

### Non-Temporal Horn Current

Pattern	Volume	Max. RMS Operating Current (mA RMS Current)				dBA Reverberant Ratings per UL464 (dBA @ 10 ft.)	
		Reg 12 VDC	Reg 12 FWR	Reg 24 VDC	Reg 24 FWR	Reg 12 VDC/ FWR	Reg 24 VDC/ FWR
2400 Hz	High	119	79	87	125	87	87
	Mid	44	46	28	74	82	82
	Low	30	30	18	41	79	80
Electro-Mechanical	High	118	77	81	121	86	87
	Mid	43	43	26	67	82	84
	Low	27	29	16	36	79	80
Broadband	High	146	125	78	148	86	86
	Mid	41	63	26	64	81	82
	Low	28	40	16	39	77	79
Chime	High	27	35	21	27	70	70
	Mid	11	15	8	13	62	62
	Low	9	11	7	12	58	57

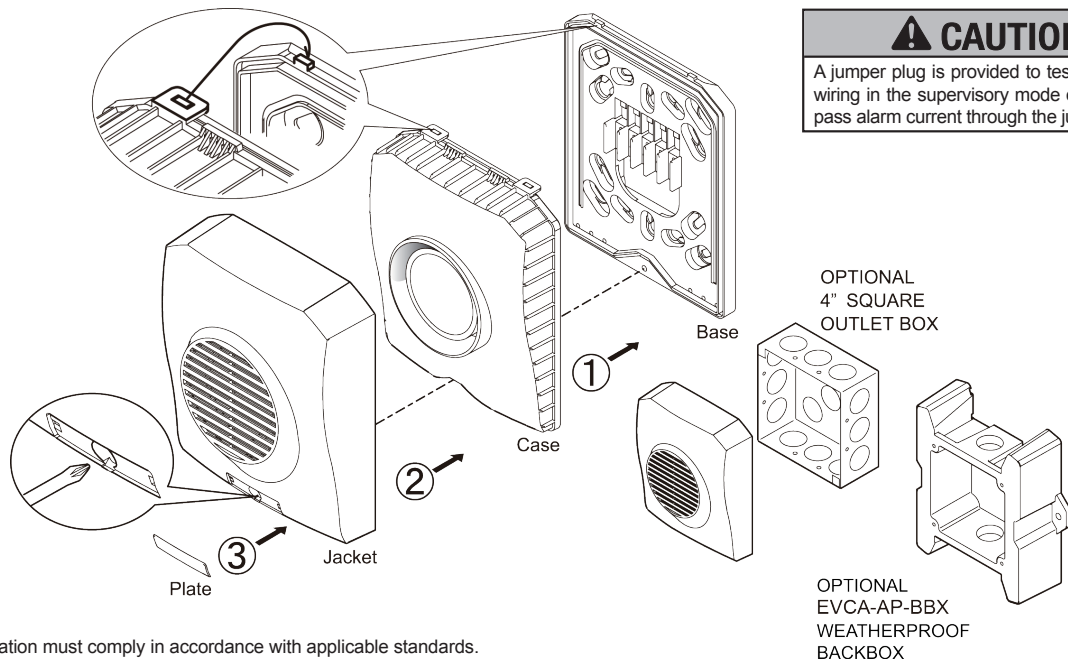
### Temporal Horn Current

Pattern	Volume	Max. RMS Operating Current (mA RMS Current)				dBA Reverberant Ratings per UL464 (dBA @ 10 ft.)	
		Reg 12 VDC	Reg 12 FWR	Reg 24 VDC	Reg 24 FWR	Reg 12 VDC/ FWR	Reg 24 VDC/ FWR
2400 Hz	High	124	70	87	132	82	82
	Mid	46	38	30	83	77	79
	Low	30	28	18	36	74	75
Electro-Mechanical	High	114	69	80	134	83	82
	Mid	42	40	27	67	78	80
	Low	28	27	16	36	75	76
Broadband	High	151	117	80	146	82	82
	Mid	45	59	26	73	77	78
	Low	30	42	16	31	75	76
Chime	High	29	35	21	28	68	70
	Mid	10	17	9	12	61	61
	Low	9	12	8	9	55	55

### March Time Horn Current

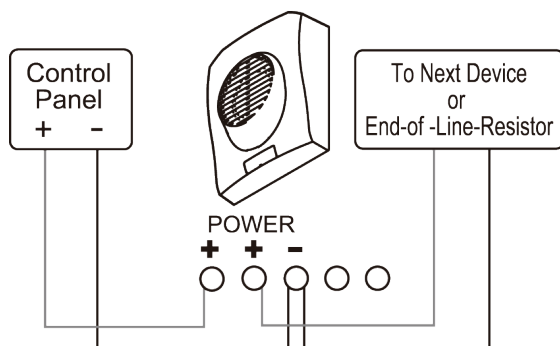
Pattern	Volume	Max. RMS Current (mA RMS Current)				dBA Reverberant Ratings per UL464 (dBA @ 10 ft.)	
		Reg 12 VDC	Reg 12 FWR	Reg 24 VDC	Reg 24 FWR	Reg 12 VDC/ FWR	Reg 24 VDC/ FWR
2400 Hz	High	121	70	92	132	83	84
	Mid	47	39	31	76	79	81
	Low	36	25	19	35	76	77
Electro-Mechanical	High	114	69	86	125	83	83
	Mid	42	37	27	67	80	81
	Low	30	26	19	37	77	77
Broadband	High	153	121	77	126	83	84
	Mid	42	55	28	56	79	80
	Low	29	42	16	26	76	77

## ■ Installation

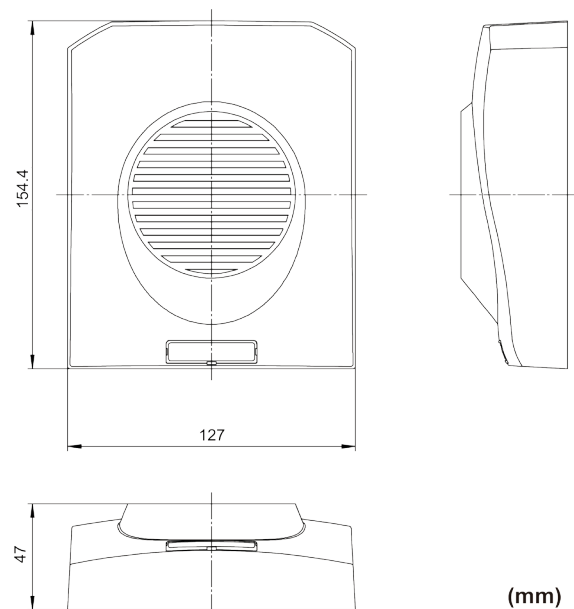


**Note:** Installation must comply in accordance with applicable standards.

## Wiring Diagram



## Dimensions



## Dipswitch Settings

### Horn Dipswitch

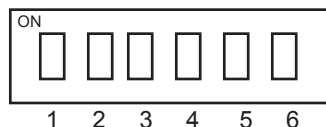
#### Pattern

1 ON - Non-temporal

1 OFF - Temporal

Both 2 = OFF

1 and 2 ON = March Time



### Tone

3 and 4 ON = 2400Hz

3 ON and 4 OFF = Electromechanical

3 and 4 OFF = Chime

3 OFF and 4 ON = Broadband

### Volume

5 and 6 ON = High

5 ON and 6 OFF = Mid

5 and 6 OFF = Low

## ■ Specifications

<b>Voltage</b>	12/24V	
<b>UL Designation</b>	Regulated 12 DC/FWR	Regulated 24 DC/FWR
<b>Operating Voltage Range</b>	8 - 17.5 V	16 - 33 V
<b>Sync Module (EVCA-AP-SMD10)</b>	N/A	Available
<b>Operating Temperature Range</b>	Indoor model: 0°C to 49°C (32°F to 120°F) Outdoor model: -40°C to 66°C (-40°F to 151°F)	

## ■ Ordering Information

Model Number	Description
EVCA-AP-H	Wall Mount Horn
EVCA-AP-BBX-5	Weatherproof Backbox
EVCA-AP-SMD10	Horn/Strobe Sync. Module

All specifications are subject to change without any notice.  
For more information, contact with NITTAN.

**NITTAN**

Nittan Europe Ltd, Hipley Street  
Old Woking, Surrey, GU22 9LQ UK  
TEL: +44 1483 769555 FAX: +44 1483 756686

Distributed By