

### Description

The EVCA-AP-SMD10 Sync Module is designed to work with Nittan's EVCA-AP Series Notification Appliances to provide a synchronized temporal pattern (code 3) tone, synchronize the strobe flashes and silence the horn while maintaining the strobe flashes.

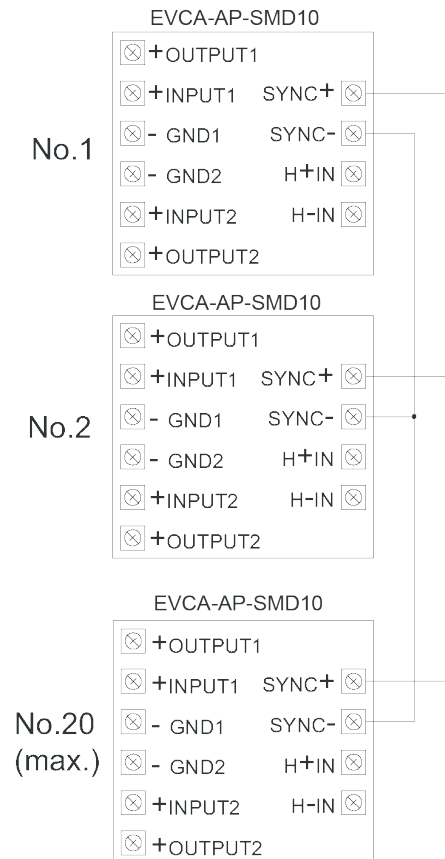
The EVCA-AP-SMD10 has the capability of connecting two Style Y (Class B) circuits or one Style Z (Class A) circuit and is rated for 3 Amperes per circuit.

The EVCA-AP-SMD10 can be interconnected so that more than two alarm zones can be synchronized by connecting the SYNC terminals (daisy chain connection). The maximum number of interconnected modules is twenty. All inputs are polarized for compatibility with standard reverse polarity supervision of circuit wiring by the fire alarm control panel.

### Features

- Polarized with wide operating voltage range using filtered
- DC or unfiltered FWR input voltage
- Mounts onto 4" square back box
- Daisy chain up to 20 modules maximum
- Screw terminal capacity up to 12 AWG
- Red metal plate

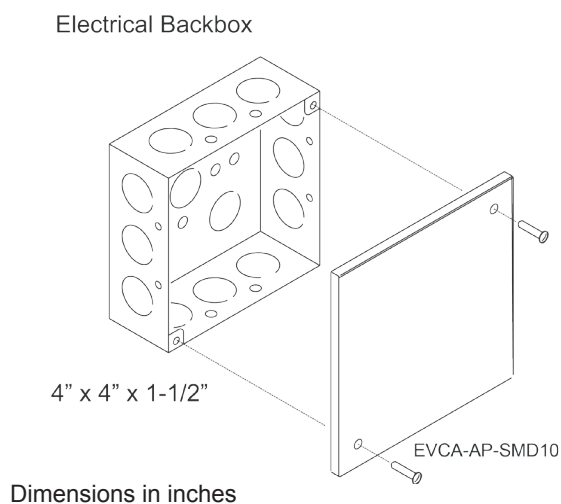
### Daisy Chain Wiring Diagram



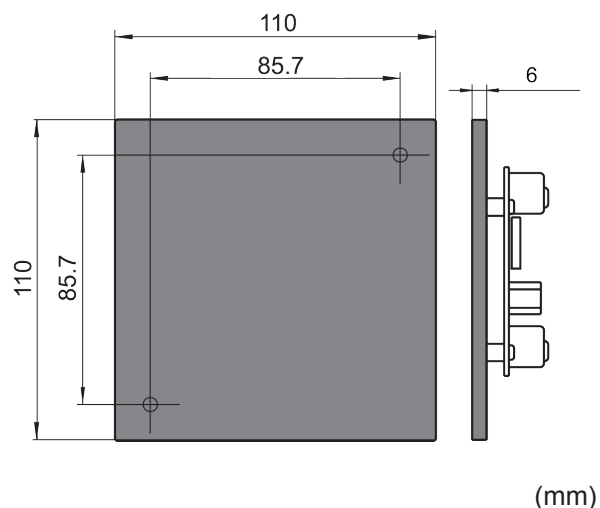
## ■ Specifications

Input Voltage		Regulated 24V DC/FWR
Operating Voltage Range		16 - 33V DC/FWR
Maximum Load on Loop		3 A Average (Max. 5 A Peak)
Max. RMS Operating Current	DC	34 mA
	FWR	68 mA
Mounting Backbox		4" x 4" x 1½"
Operating Temperature Range		0 °C - 49 °C (32 °F - 120 °F)

## ■ Mounting Options



## ■ Dimensions



## ■ Ordering Information

Model Number	Description
EVCA-AP-SMD10	Horn/Strobe Sync. Module

All specifications are subject to change without any notice.  
For more information, contact with NITTAN.

**NITTAN**

Nittan Europe Ltd, Hipley Street  
Old Woking, Surrey, GU22 9LQ UK  
TEL: +44 1483 769555 FAX: +44 1483 756686

Distributed By