



Description

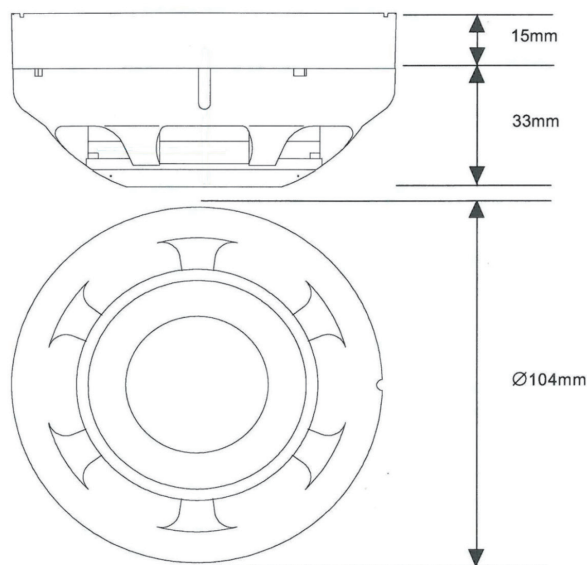
The **EVCA-P** is an attractively-styled, low profile photoelectric detector for use in conventional fire alarm systems. The LED Indicator for 360° visibility (OMNIVIEW™ 360°) illuminates in red in an alarm condition.

The EVCA-P has a **new sophisticated smoke chamber** design and an **orange sensor LED** which can provide the same sensitive detection regardless of the type of smoke. Furthermore, this detector has an ultra-fine chemically etched, **stainless steel insect screen** combined with the unique proprietary optical detection chamber design to dramatically reduce the risk of false alarms. This unique design provides high resistance to chamber contamination and reduces sensitivity to potential causes of false alarms caused by such as the ingress of insects and airborne contaminants, while fully complying with the smoke detection requirements of UL standards.

Features

- Responds well to both black and white smoke
- Low profile, stylish appearance
- Low monitoring current
- OMNIVIEW™ 360° LED
- Remote indicator output
- Locking mechanism to avoid unauthorized removal
- Unauthorized head removal signal facility
- Supplied with protective dust cover

Dimensions



■ Mounting Base Models

Model	Description	Diameter	Number of Terminals
EVA-UB4	Standard mounting base	104 mm (4 inch)	4
EVA-UB4-6*	Larger mounting base	160 mm (6 inch)	4
STB-4SE-24VR	Relay mounting base @ 24V	104 mm (4 inch)	6

* The Model EVA-UB4-6 base is intended for applications where a 4 inch square or octagonal electrical junction box is required.

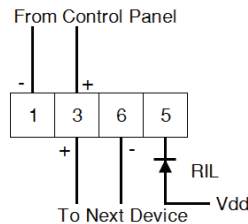
Terminal connections

The EVCA-P detector is supplied, as standard, with four terminals. The terminals on the EVCA-P detector head used with EVA-UB4 base are configured as follows:

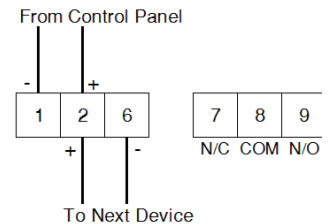
Terminal	Description
1	Zone negative in
3	Zone positive in/out
6	Zone negative out
5	2 mA @ 24 VDC switched output

Wiring

EVA-UB4 / EVA-UB4-6



STB-4SE-24VR



■ Specifications

Specifications	EVCA-P
Detector Element	Light Emitting Diode
LED Visual Indicator	Red LED illuminates in an alarm condition
Operating Voltage	12 VDC to 32 VDC
System Voltage	24 VDC
Stand-by Current	30 μ A ave. @ 24 VDC
Alarm Current	68 mA max. 47.5 mA @ 24 VDC
Current for external remote LED indicator	2 mA
Sensitivity	1.78 %/Ft. to 3.6 %/Ft.
Operating Temperature	-10 °C to +55 °C (14 °F to 131 °F)
Storage Temperature	-20 °C to +60 °C (-4 °F to 140 °F)
Relative Humidity	\leq RH 95 % non-condensing
Material	ABS
Dimensions	ϕ 104 mm x H 33 mm (Detector head only) ϕ 104 mm x H 48 mm (Detector head and EVA-UB4 Base)
Weight	118 g (Detector head only) 183 g (Detector head and EVA-UB4)
Standard	UL268

Distributed By

All specifications are subject to change without any notice.
For more information, contact with NITTAN.

NITTAN

Nittan Europe Ltd, Hipley Street
Old Woking, Surrey, GU22 9LQ UK
TEL: +44 1483 769555 FAX: +44 1483 756686