

REFLECTIVE BEAM SMOKE DETECTOR

FIRERAY ONE

Fireray One

With no specialist tools or knowledge needed for installation and operation, the Fireray One is a standalone beam detector that prioritises ease of installation.

Using the Fireray One, it couldn't be easier to bring the benefits of beam detection to your application:

- Auto-Aligns – just steer the laser onto the Reflector, then at the flick of a switch, it aligns itself. 8 times faster than previous detectors
- **One** person installation – everything can be done by one person
- **One** standalone product – no specialist tools required; minimal prior knowledge and training needed

Application	Challenge	Fireray One
Small warehouses	Cost effective protection	A standalone beam detector with all the benefits of Fireray Reflective beam detection
	Simple installation	Single point of wiring and commissioning
New buildings	Settling of the building can cause other beam detectors to misalign and result in nuisance alarms	Building Movement Tracking™ automatically compensates for natural building movement to continuously maintain alignment*



Technical specification

Detection performance	
Detection range	0 to 50m 0 to 120m with Reflective Long Range Kit
Alignment method	Laser assisted, Auto-Alignment™. Manual alignment – optional setting
Auto-Alignment™ protocol	Background check, Box search, Adjust and Centre
Building Movement Tracking™	Compensates for natural shifts in alignment from building movement*
Contamination Compensation	Compensates for gradual build-up of contamination on the optical surfaces
Light Cancellation Technology™	Compensates for high levels of sunlight and artificial lighting
Optical wavelength – smoke detection	850nm near infrared (invisible)
Integrated laser – laser alignment	650nm visible. Class 3R <5mW
Dynamic Beam Phasing	Allows beam detectors to be mounted facing each other with the reflectors in the middle. Eliminates false alarms caused by crosstalk between beams
Signal output	Individual Alarm and Fault relays (VFCO) 0.5A @ 30 VDC
Programmable user settings	
Alarm response threshold levels	25% (1.25dB) – Fastest response to smoke 35% (1.87dB) – Default value 55% (3.46dB) – High immunity to false alarms, slow response to smoke 85% (8.23dB) – Highest immunity to false alarms, slowest response to smoke Configured via the integrated user interface
Delay to Alarm	10 seconds, for momentary partial obstruction of the beam path
Delay to Fault	10 seconds, for momentary obstruction of the beam path
User features	
Integrated user interface	Alignment mode switch, alignment directional buttons and configuration switches for alarm response threshold
Alignment status indication	2 Green LEDs and 1 Yellow LED
System status indication	Normal operation – Green LED flashing every 10 seconds Alarm condition – Red LED flashing every 5 seconds Fault condition – Yellow LED flashing every 10 seconds for obscuration or every 5 seconds for contamination
Cleaning	Flat front face with enclosed optics. Cleaning the optics does not affect alignment

Design parameters

Separation distance between Detector and Reflector	5 to 50m, 50 to 120m with Reflective Long Range Kit
Beam path clearance	1m in diameter from centre line between Detector and Reflector
Lateral Detection Distance	9.15m either side of center line between Detector and Reflector. Refer to local Installation standards for overriding guidelines
Detector dimensions	Width 130mm x Height 181mm x Depth 134mm (see diagram)
Reflector dimensions	Up to 50m separation distance – Single reflector: 100mm x 100mm x 9mm Up to 120m separation distance – Four reflectors arranged in a square pattern 200mm x 200mm x 9mm
Product weight	Detector – 0.7kg; Reflector – 0.1kg
Multi-detector arrangement	Dynamic Beam Phasing allows for Detectors to face each other with the reflectors in the middle
Housing colour	White RAL9016, UV stable

Electrical specifications

Operating voltage	14 to 36 VDC
Operating current (constant) all operational modes	All operational modes – 5mA; Fast alignment mode – 33mA

Field wiring

Cable gauge and type	2 core, dedicated, 0.5 to 1.6mm (24 to 14 AWG) System compatible with fireproof and non-fireproof cable meeting local installation standards
Cable entry	3 knock-out locations capable of accepting M20, ½" or ¾" glands 4 drill-out locations capable of accepting glands up to 21mm diameter

Test and maintenance

Alarm test	Optical alarm test using Commissioning and Maintenance Kit accessory
------------	--

Environmental specifications

Operating temperature: -20 to +55°C	Optical specifications
Storage temperature: -40 to +85°C	Fault level / Rapid obscuration ($\Delta \leq 2$ seconds): $\geq 85\%$
Relative humidity (non-condensing or icing): 0 to 93%	Maximum angular alignment of Reflective Detector: $\pm 4.5^\circ$ ($\pm 70^\circ$ with adjustment bracket accessory)
IP rating: IP55	Maximum angular misalignment of Reflective Detector: $\pm 0.5^\circ$
Housing flammability rating: UL94 V0 polycarbonate	Maximum angular misalignment of Reflector: $\pm 5^\circ$

All figures are quoted for 25°C

Ordering information

Part number	Description
6010-340	Fireray One – 50m detection range
1010-040	Reflective Long Range Kit – 120m detection range

Accessories

1150-000	Commissioning and Maintenance Kit
1170-000	Reflective Detector adjustment bracket
1100-000	Fireray One Protective cage
1040-000	Single Reflector Adjustment Bracket
1050-000	4 Reflector Adjustment Bracket
1030-000	Reflector wall bracket - white
1031-000	Reflector wall bracket - black
1060-000	Fireray One Anti-condensation heater
1090-000	Reflector Anti-condensation heater
1260-000	Fireray One Back Box

Approvals

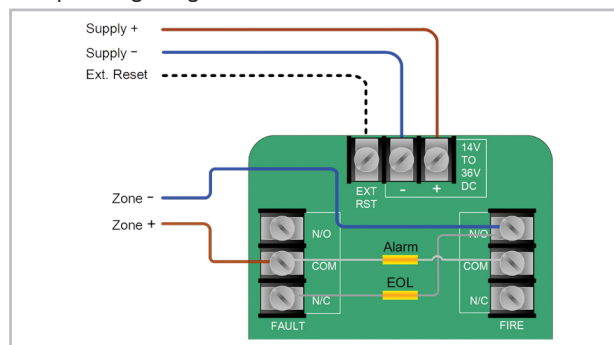


Helps Reduce Cooking
Nuisance Alarms
UL 268 7th Ed.

Patents:

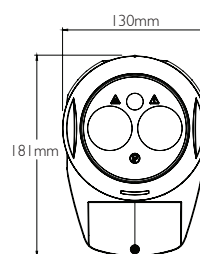
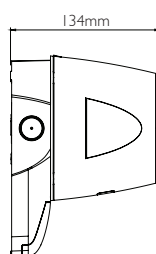
Light Cancellation Technology™ Patent No. GB2513366. Dynamic Beam Phasing Patent pending.
Auto-Alignment™ Patent pending. *When mounted according to manufactures guidelines.

Example wiring configuration

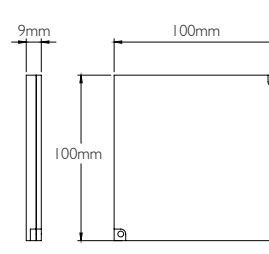


Dimensions

Fireray One



Reflector



Document No. 24-0370-01

All specifications are subject to change without any notice.
For more information, contact with NITTAN.

NITTAN

Nittan Europe Ltd, Hipley Street
Old Woking, Surrey, GU22 9LQ UK
TEL: +44 1483 769555 FAX: +44 1483 756686

Distributed By